


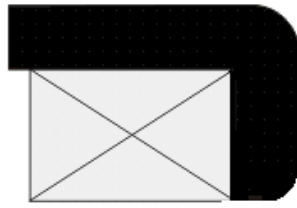
Solid Surface Edge Detail

Standard



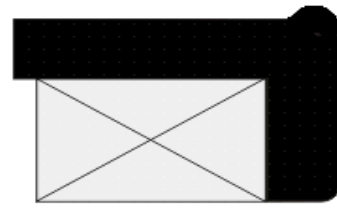
1 1/2" Squared

Upgrade 1



1 1/2" Double Round Over

Upgrade 2



1 1/2" Dripless



1 1/2" Eased




1 1/2" Double Bevel



1 1/2" Ogee Bullnose



1 1/2" Waterfall




1 1/2" Bullnose



1 1/2" Pencil



1 1/2" Bevel



1 1/2" Small Ogee



2" Bullnose



1 1/2" Ogee